

INTELLECT (CHALLENGE-X) OVERHEAD X-RAY SYSTEM

FOCAL SPOT MOTION

Longitudinal Rails Length and Travel Distance

Length Long. Rail	Maximum Long. Travel
153.5" [3900 mm]	117" [2972 mm]
181.1" [4600 mm]	144.6" [3672 mm]
200.8" [5100 mm]	164.3" [4172 mm]
240.2" [6100 mm]	203.6" [5172 mm]

Transversal Rails Length and Travel Distance

Length Trans. Rail	Maximum Trans. Travel
98.4" [2500 mm]	62.8" [1595 mm]
118.1" [3000 mm]	82.5" [2095 mm]
137.8" [3500 mm]	102.1" [2595 mm]

Vertical Travel: Minimum of 30.2" [767 mm], maximum 98.8" [2510 mm]. Values measured from ceiling.

Tube Angulation: -180/+135 degrees

Column Rotation: ±180 degrees

MOUNTING

2250 lbs [10 kN] minimum load rating for each ceiling point and screw. Rails can be mounted with 3/8" grade 5 with length 2" (or M10 class 8.8) screws for Unistrut or similar ceiling systems and 3/8" grade 8 (or M10 class 10.9) screws for other ceiling types.

ELECTRICAL

FREQUENCY (HZ)		VOLTAGE (V~)		MAX CURRENT (A)	
MIN	MAX	MIN	MAX	at 100 V~	at 240 V~
50	60	100	240	5.2	2.6

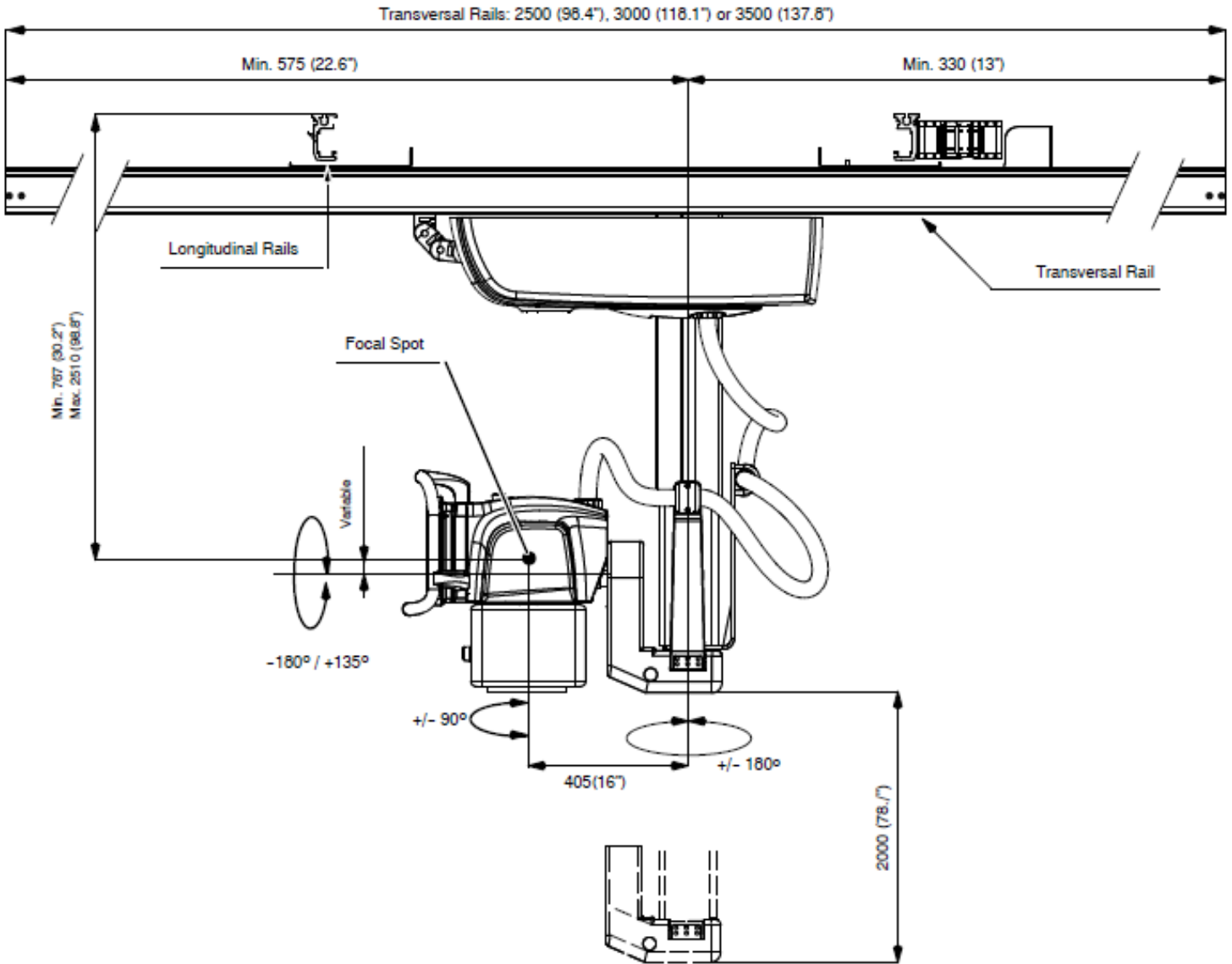
Circuit Breaker	15 A, curve type B, C, or D
Differential Sensitivity	30 mA
Standby Consumption	161 W
Maximum Consumption	600 VA

SHIPPING INFORMATION

COMPONENT CRATED	DIMENSIONS			WEIGHT
	Length	Width	Height	
OVERHEAD TUBE CRANE				
Main Crate	45.3" [1150 mm]	31.5" [800 mm]	46" [1170 mm]	582 lb [264 kg]
Large Longitudinal Rails & Transversal Rails	244.1" [6200 mm]	11" [280 mm]	13.8" [350 mm]	264.5lb [120 kg]
Medium Longitudinal Rails & Transversal Rails	190.9" [4850 mm]	11" [280 mm]	13.8" [350 mm]	220.5 lb [100 kg]
RAD TABLE				
RAD Table Base	62.9" [1600 mm]	37.4" [950 mm]	43.3" [1100 mm]	189.6 lb [86 kg]
Tabletop	90.1" [2290 mm]	33.8" [860 mm]	5.1" [130 mm]	141 lb [64 kg]
RAD Wall Stand				
RAD Wall Stand	94.8" [2410 mm]	37" [940 mm]	35" [890 mm]	661.5lb [300 kg]
X-RAY Generator				
Line Powered Generator	42.1" [1070 mm]	24.4" [620 mm]	29.1" [740 mm]	189.6 lb [86 kg]

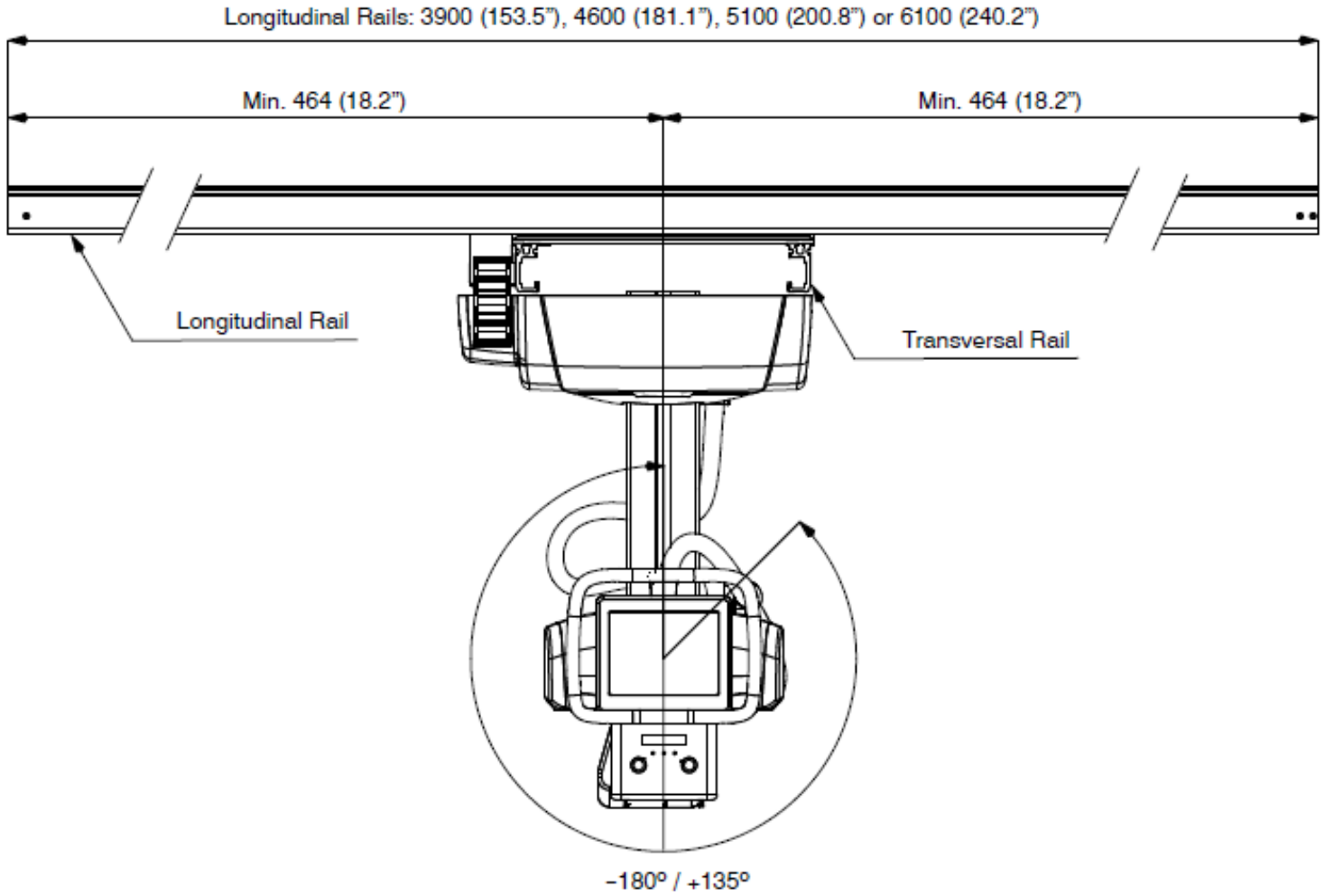
INTELLECT (CHALLENGE-X) OVERHEAD X-RAY SYSTEM

Overhead tube Crane – Lateral View



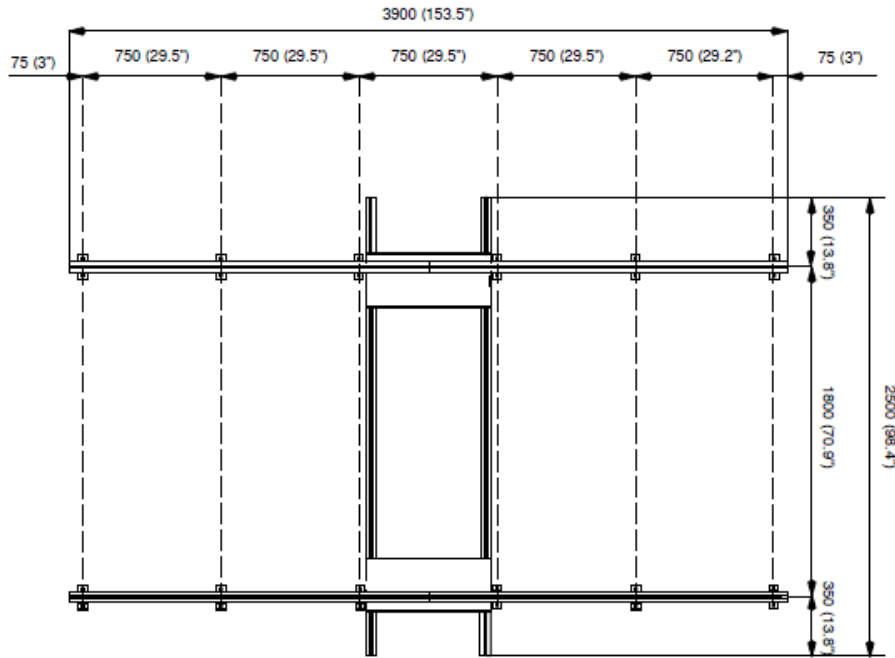
INTELLECT (CHALLENGE-X) OVERHEAD X-RAY SYSTEM

Overhead Tube Crane – Front View




CHALLENGE-X, OVERHEAD X-RAY SYSTEM

Standard Configuration of Ceiling A

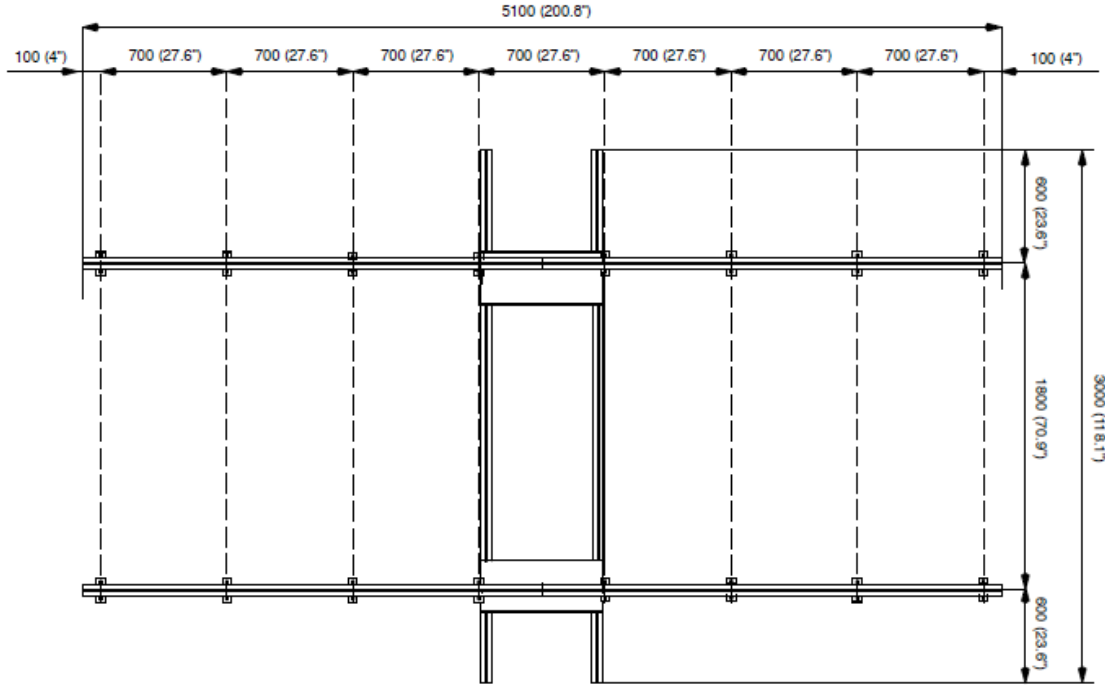


Standard Configuration of Ceiling B



CHALLENGE-X, OVERHEAD X-RAY SYSTEM

Standard Configuration of Ceiling C



Standard Configuration of Ceiling D

